











RESULTS FOR BLOCK 1 WOMEN

Place	Country	Player	G1	G2	G3	G4	Total	Avg	Diff	Roll-off
1.		Poppler, Birgit	215	248	246	229	938	234.50	0	
2.		Beuthner, Laura	256	257	200	189	902	225.50	-36	
3.		Guerrero, Clara J.	278	212	209	202	901	225.25	-37	
4.		Lopez, Kristie	219	266	216	190	891	222.75	-47	
5.		Zavjalova, Diana	187	234	210	252	883	220.75	-55	
6.		Sin, Li Jane	212	200	224	243	879	219.75	-59	
7.		Posadas, Marian Lara	225	226	196	228	875	218.75	-63	
8.		Brøndsted, Britt	200	229	224	218	871	217.75	-67	
9.		New, Hui Fen	234	222	222	187	865	216.25	-73	
10.		Maja, Piritta	189	202	258	215	864	216.00	-74	
11.		Wegner, Jenny	215	235	198	207	855	213.75	-83	
12.		Kulick, Kelly	206	207	231	203	847	211.75	-91	
13.		Ayala, Mariana	247	206	178	208	839	209.75	-99	
14.		Cuva, Tanya	204	223	214	194	835	208.75	-103	
15.		Pasanen, Sanna	192	214	222	200	828	207.00	-110	
16.		Pluhowsky, Shannon	212	242	169	203	826	206.50	-112	
17.		Ng, Shayna	213	203	218	181	815	203.75	-123	
18.		Kovalova, Daria	205	189	230	190	814	203.50	-124	
19.		Pilkington, Kate	183	222	200	205	810	202.50	-128	
20.		Marcano, Karen	201	237	175	193	806	201.50	-132	
21.		Cheah, Esther	265	211	155	174	805	201.25	-133	
22.		Larkin, Amanda	163	215	166	256	800	200.00	-138	
23.		Tabora, Krizziah Lyn	181	215	206	190	792	198.00	-146	
24.		Restrepo, Rocio	176	190	206	219	791	197.75	-147	
25.		Pastou, Panayiota	184	200	164	226	774	193.50	-164	
26.		Mas, Cristina	203	178	195	191	767	191.75	-171	
27.		Persson Planefors, Joline	202	208	187	170	767	191.75	-171	
28.		Sangaroon, Kritsanakorn	204	197	179	183	763	190.75	-175	
29.		Jespers, Bauke	192	177	194	197	760	190.00	-178	
30.		Korablinova, Nadezda	197	169	236	156	758	189.50	-180	
31.		Voukolos, Rebecca	178	178	201	200	757	189.25	-181	
32.		Ozogluuntur, Ebru	158	201	158	239	756	189.00	-182	
33.		Stigter-Van der Tol, Ghislaine	192	192	175	192	751	187.75	-187	
34.		Shcherbinina, Nataliya	193	178	199	181	751	187.75	-187	
35.		Góngora Garza, Sandra Guadalupe	224	143	206	171	744	186.00	-194	
36.		Vilailak, Thanchanok	176	220	188	155	739	184.75	-199	
37.		Marcham, Laura	181	166	214	174	735	183.75	-203	
38.		Allen, Emily	215	156	169	179	719	179.75	-219	
39.		Vallons, Melissa	178	188	169	182	717	179.25	-221	
40.		Martins, Stephanie	208	177	186	146	717	179.25	-221	
41.		Manico, Bigi	163	165	199	164	691	172.75	-247	
42.		Egel, Alena	166	150	190	184	690	172.50	-248	
43.		Wells, Rachael	163	194	192	140	689	172.25	-249	
44.		Lefter, Tatyana	132	174	175	179	660	165.00	-278	
45.		Vieira, Lucia	124	172	202	158	656	164.00	-282	
46.		Szabo, Nora	122	186	152	192	652	163.00	-286	
47.		Sramkova, Kristina	152	201	145	151	649	162.25	-289	
48.		Roberts, Louise	126	172	179	168	645	161.25	-293	
49.		Meziou, Hela	167	160	148	164	639	159.75	-299	

48.	 WAL	Roberts, Louise	126 172 179 168	645	161.25	-293
49.	 TUN	Meziou, Hela	167 160 148 164	639	159.75	-299
50.	 POL	Grzybowska, Felinda	130 170 166 157	623	155.75	-315
51.	 ESP	Del Olmo, Sara	139 152 175 131	597	149.25	-341
52.	 TUN	Annagui, Sonia	175 143 138 139	595	148.75	-343
53.	 HUN	Hegedus, Eva	140 163 165 125	593	148.25	-345

RESULTS FOR BLOCK 2 WOMEN

Place	Country	Player	G1	G2	G3	G4	Total	Avg	Diff	Roll-off
1.		Restrepo, Rocio	223	277	243	212	955	238.75	0	
2.		Poppler, Birgit	235	216	216	227	894	223.50	-61	
3.		New, Hui Fen	213	234	244	202	893	223.25	-62	
4.		Sin, Li Jane	194	174	237	266	871	217.75	-84	
5.		Cheah, Esther	247	175	213	233	868	217.00	-87	
6.		Persson Planefors, Joline	210	257	199	200	866	216.50	-89	
7.		Wegner, Jenny	220	232	214	197	863	215.75	-92	
8.		Kovalova, Daria	198	214	190	253	855	213.75	-100	
9.		Pluhowsky, Shannon	216	201	203	233	853	213.25	-102	
10.		Pasanen, Sanna	195	217	200	225	837	209.25	-118	
11.		Korablinova, Nadezda	193	214	180	243	830	207.50	-125	
12.		Brøndsted, Britt	195	212	233	188	828	207.00	-127	
13.		Stigter-Van der Tol, Ghislaine	212	197	238	181	828	207.00	-127	
14.		Voukolos, Rebecca	199	244	201	183	827	206.75	-128	
15.		Ng, Shayna	202	200	210	213	825	206.25	-130	
16.		Lopez, Kristie	172	255	207	190	824	206.00	-131	
17.		Posadas, Marian Lara	204	197	214	206	821	205.25	-134	
18.		Pilkington, Kate	244	180	215	180	819	204.75	-136	
19.		Kulick, Kelly	213	196	206	202	817	204.25	-138	
20.		Martins, Stephanie	202	156	235	212	805	201.25	-150	
21.		Jespers, Bauke	206	181	207	202	796	199.00	-159	
22.		Zavjalova, Diana	165	159	242	228	794	198.50	-161	
23.		Tabora, Krizziah Lyn	201	182	190	220	793	198.25	-162	
24.		Guerrero, Clara J.	221	187	207	176	791	197.75	-164	
25.		Beuthner, Laura	214	211	170	186	781	195.25	-174	
26.		Marcano, Karen	186	204	203	187	780	195.00	-175	
27.		Manico, Bigi	232	178	170	194	774	193.50	-181	
28.		Roberts, Louise	190	224	189	166	769	192.25	-186	
29.		Góngora Garza, Sandra Guadalupe	174	218	195	177	764	191.00	-191	
30.		Cuva, Tanya	156	183	217	206	762	190.50	-193	
31.		Maja, Piritta	189	212	188	167	756	189.00	-199	
32.		Del Olmo, Sara	224	170	198	159	751	187.75	-204	
33.		Marcham, Laura	186	200	167	193	746	186.50	-209	
34.		Sramkova, Kristina	190	201	179	173	743	185.75	-212	
35.		Ayala, Mariana	212	221	160	148	741	185.25	-214	
36.		Sangaroon, Kritsanakorn	222	148	181	189	740	185.00	-215	
37.		Vallons, Melissa	182	187	180	190	739	184.75	-216	
38.		Allen, Emily	195	192	204	147	738	184.50	-217	
39.		Pastou, Panayiota	158	211	174	193	736	184.00	-219	
40.		Larkin, Amanda	214	170	179	170	733	183.25	-222	
41.		Grzybowska, Felinda	173	171	190	195	729	182.25	-226	
42.		Egel, Alena	177	171	183	188	719	179.75	-236	
43.		Ozogluuntur, Ebrü	183	157	180	193	713	178.25	-242	
44.		Szabo, Nora	216	172	171	153	712	178.00	-243	
45.		Vilailak, Thanchanok	199	149	174	186	708	177.00	-247	
46.		Mas, Cristina	169	156	185	187	697	174.25	-258	
47.		Wells, Rachael	181	167	156	183	687	171.75	-268	
48.		Lefter, Tatyana	144	160	175	170	649	162.25	-306	
49.		Shcherbinina, Nataliya	190	128	158	150	626	156.50	-329	

48.		UZB	Lefter, Tatyana	144 160 175 170	649	162.25	-306
49.		UKR	Shcherbinina, Nataliya	190 128 158 150	626	156.50	-329
50.		BRA	Vieira, Lucia	135 177 146 155	613	153.25	-342
51.		HUN	Hegedus, Eva	147 137 171 156	611	152.75	-344
52.		TUN	Meziou, Hela	160 151 123 167	601	150.25	-354
53.		TUN	Annagui, Sonia	141 136 134 155	566	141.50	-389








RESULTS FOR BLOCK 3 WOMEN

Place	Country	Player	G1	G2	G3	G4	Total	Avg	Diff	Roll-off
1.	 COL	Guerrero, Clara J.	226	258	224	258	966	241.50	0	
2.	 AUS	Voukolos, Rebecca	221	258	203	199	881	220.25	-85	
3.	 GER	Poppler, Birgit	244	209	244	182	879	219.75	-87	
4.	 FIN	Pasanen, Sanna	207	234	228	193	862	215.50	-104	
5.	 VEN	Marcano, Karen	220	211	219	210	860	215.00	-106	
6.	 GER	Beuthner, Laura	205	233	205	216	859	214.75	-107	
7.	 COL	Restrepo, Rocio	173	214	244	220	851	212.75	-115	
8.	 USA	Pluhowsky, Shannon	193	233	189	227	842	210.50	-124	
9.	 MEX	Góngora Garza, Sandra Guadalupe	220	187	189	245	841	210.25	-125	
10.	 DEN	Brøndsted, Britt	190	248	203	200	841	210.25	-125	
11.	 PHI	Posadas, Marian Lara	223	210	203	204	840	210.00	-126	
12.	 SGP	New, Hui Fen	210	246	197	184	837	209.25	-129	
13.	 MAS	Sin, Li Jane	191	235	203	203	832	208.00	-134	
14.	 SWE	Wegner, Jenny	239	230	220	135	824	206.00	-142	1
15.	 ESP	Del Olmo, Sara	221	188	181	233	823	205.75	-143	
16.	 NED	Stigter-Van der Tol, Ghislaine	191	191	262	179	823	205.75	-143	
17.	 UKR	Kovalova, Daria	222	236	156	202	816	204.00	-150	
18.	 SGP	Ng, Shayna	200	185	230	201	816	204.00	-150	
19.	 CYP	Pastou, Panayiota	233	202	166	198	799	199.75	-167	
20.	 SWE	Persson Planefors, Joline	181	201	192	219	793	198.25	-173	
21.	 SUI	Manico, Bigi	230	189	168	204	791	197.75	-175	
22.	 SVK	Sramkova, Kristina	163	222	179	220	784	196.00	-182	
23.	 USA	Kulick, Kelly	185	214	189	194	782	195.50	-184	1
24.	 MAS	Cheah, Esther	166	225	166	223	780	195.00	-186	
25.	 SUI	Cuva, Tanya	212	194	215	158	779	194.75	-187	
26.	 AUS	Pilkington, Kate	171	217	167	223	778	194.50	-188	
27.	 FIN	Maja, Piritta	210	188	160	219	777	194.25	-189	
28.	 PUR	Lopez, Kristie	205	170	215	184	774	193.50	-192	
29.	 BRA	Martins, Stephanie	193	160	209	211	773	193.25	-193	
30.	 WAL	Roberts, Louise	170	194	201	203	768	192.00	-198	
31.	 BEL	Jespers, Bauke	213	201	191	159	764	191.00	-202	
32.	 ENG	Marcham, Laura	162	204	186	209	761	190.25	-205	
33.	 BEL	Vallons, Melissa	222	168	196	175	761	190.25	-205	
34.	 TUR	Ozogluuntur, Ebru	156	186	215	202	759	189.75	-207	
35.	 PUR	Ayala, Mariana	205	183	183	166	737	184.25	-229	
36.	 POL	Grzybowska, Felinda	200	181	186	167	734	183.50	-232	
37.	 THA	Sangaroon, Kritsanakorn	167	172	215	178	732	183.00	-234	
38.	 PHI	Tabora, Krizziah Lyn	181	173	191	176	721	180.25	-245	
39.	 UKR	Shcherbinina, Nataliya	178	162	200	179	719	179.75	-247	
40.	 IRL	Larkin, Amanda	162	176	182	189	709	177.25	-257	
41.	 HUN	Szabo, Nora	162	181	194	171	708	177.00	-258	
42.	 SCO	Wells, Rachael	161	200	144	201	706	176.50	-260	
43.	 LAT	Zavjalova, Diana	173	192	159	179	703	175.75	-263	
44.	 ESP	Mas, Cristina	149	191	179	175	694	173.50	-272	
45.	 ENG	Allen, Emily	195	155	182	159	691	172.75	-275	
46.	 THA	Vilailak, Thanchanok	154	196	185	156	691	172.75	-275	
47.	UZB	Lefter, Tatyana	154	172	158	201	685	171.25	-281	
48.	HUN	Hegedus, Eva	186	142	178	170	676	169.00	-290	
49.	RUS	Korablinova, Nadezda	158	160	204	144	666	166.50	-300	

48.		HUN	Hegedus, Eva	186 142 178 170	676	169.00	-290
49.		RUS	Korablinova, Nadezda	158 160 204 144	666	166.50	-300
50.		RUS	Egel, Alena	128 166 155 190	639	159.75	-327
51.		TUN	Meziou, Hela	171 175 152 127	625	156.25	-341
52.		BRA	Vieira, Lucia	168 138 155 158	619	154.75	-347
53.		TUN	Annagui, Sonia	181 114 132 143	570	142.50	-396

RESULTS FOR SINGLES

Place	Player	Country	G1	G2	G3	G4	G5	G6	G7	G8	G9	G10	G11	G12	Total	Avg
1.	Poppler, Birgit	GER	215	248	246	229	235	216	216	227	244	209	244	182	2711	225.92
2.	Guerrero, Clara J.	COL	278	212	209	202	221	187	207	176	226	258	224	258	2658	221.50
3.	Restrepo, Rocio	COL	176	190	206	219	223	277	243	212	173	214	244	220	2597	216.42
4.	New, Hui Fen	SGP	234	222	222	187	213	234	244	202	210	246	197	184	2595	216.25
5.	Sin, Li Jane	MAS	212	200	224	243	194	174	237	266	191	235	203	203	2582	215.17
6.	Wegner, Jenny	SWE	215	235	198	207	220	232	214	197	239	230	220	135	2542	211.83
7.	Beuthner, Laura	GER	256	257	200	189	214	211	170	186	205	233	205	216	2542	211.83
8.	Brøndsted, Britt	DEN	200	229	224	218	195	212	233	188	190	248	203	200	2540	211.67
9.	Posadas, Marian Lara	PHI	225	226	196	228	204	197	214	206	223	210	203	204	2536	211.33
10.	Pasanen, Sanna	FIN	192	214	222	200	195	217	200	225	207	234	228	193	2527	210.58
11.	Pluhowsky, Shannon	USA	212	242	169	203	216	201	203	233	193	233	189	227	2521	210.08
12.	Lopez, Kristie	PUR	219	266	216	190	172	255	207	190	205	170	215	184	2489	207.42
13.	Kovalova, Daria	UKR	205	189	230	190	198	214	190	253	222	236	156	202	2485	207.08
14.	Voukolos, Rebecca	AUS	178	178	201	200	199	244	201	183	221	258	203	199	2465	205.42
15.	Ng, Shayna	SGP	213	203	218	181	202	200	210	213	200	185	230	201	2456	204.67
16.	Cheah, Esther	MAS	265	211	155	174	247	175	213	233	166	225	166	223	2453	204.42
17.	Kulick, Kelly	USA	206	207	231	203	213	196	206	202	185	214	189	194	2446	203.83
18.	Marcano, Karen	VEN	201	237	175	193	186	204	203	187	220	211	219	210	2446	203.83
19.	Persson Planefors, Joline	SWE	202	208	187	170	210	257	199	200	181	201	192	219	2426	202.17
20.	Pilkington, Kate	AUS	183	222	200	205	244	180	215	180	171	217	167	223	2407	200.58
21.	Stigter-Van der Tol, Ghislaine	NED	192	192	175	192	212	197	238	181	191	191	262	179	2402	200.17
22.	Maja, Piritta	FIN	189	202	258	215	189	212	188	167	210	188	160	219	2397	199.75
23.	Zavjalova, Diana	LAT	187	234	210	252	165	159	242	228	173	192	159	179	2380	198.33
24.	Cuva, Tanya	SUI	204	223	214	194	156	183	217	206	212	194	215	158	2376	198.00
25.	Góngora Garza, Sandra Guadalupe	MEX	224	143	206	171	174	218	195	177	220	187	189	245	2349	195.75
26.	Jespers, Bauke	BEL	192	177	194	197	206	181	207	202	213	201	191	159	2320	193.33
27.	Ayala, Mariana	PUR	247	206	178	208	212	221	160	148	205	183	183	166	2317	193.08
28.	Pastou, Panayiota	CYP	184	200	164	226	158	211	174	193	233	202	166	198	2309	192.42
29.	Tabora, Krizziah Lyn	PHI	181	215	206	190	201	182	190	220	181	173	191	176	2306	192.17
30.	Martins, Stephanie	BRA	208	177	186	146	202	156	235	212	193	160	209	211	2295	191.25
31.	Manico, Bigi	SUI	163	165	199	164	232	178	170	194	230	189	168	204	2256	188.00
32.	Korablinova, Nadezda	RUS	197	169	236	156	193	214	180	243	158	160	204	144	2254	187.83
33.	Marcham, Laura	ENG	181	166	214	174	186	200	167	193	162	204	186	209	2242	186.83
34.	Larkin, Amanda	IRL	163	215	166	256	214	170	179	170	162	176	182	189	2242	186.83
35.	Sangaroon, Kritsanakorn	THA	204	197	179	183	222	148	181	189	167	172	215	178	2235	186.25
36.	Ozogluuntur, Ebru	TUR	158	201	158	239	183	157	180	193	156	186	215	202	2228	185.67
37.	Vallons, Melissa	BEL	178	188	169	182	182	187	180	190	222	168	196	175	2217	184.75
38.	Roberts, Louise	WAL	126	172	179	168	190	224	189	166	170	194	201	203	2182	181.83
39.	Sramkova, Kristina	SVK	152	201	145	151	190	201	179	173	163	222	179	220	2176	181.33
40.	Del Olmo, Sara	ESP	139	152	175	131	224	170	198	159	221	188	181	233	2171	180.92
41.	Mas, Cristina	ESP	203	178	195	191	169	156	185	187	149	191	179	175	2158	179.83
42.	Allen, Emily	ENG	215	156	169	179	195	192	204	147	195	155	182	159	2148	179.00
43.	Vilailak, Thanchanok	THA	176	220	188	155	199	149	174	186	154	196	185	156	2138	178.17
44.	Shcherbinina, Nataliya	UKR	193	178	199	181	190	128	158	150	178	162	200	179	2096	174.67
45.	Grzybowska, Felinda	POL	130	170	166	157	173	171	190	195	200	181	186	167	2086	173.83
46.	Wells, Rachael	SCO	163	194	192	140	181	167	156	183	161	200	144	201	2082	173.50
47.	Szabo, Nora	HUN	122	186	152	192	216	172	171	153	162	181	194	171	2072	172.67
48.	Egel, Alena	RUS	166	150	190	184	177	171	183	188	128	166	155	190	2048	170.26

46.	Kasheva, Katerina	 BUL	133	177	172	175	181	187	188	188	187	200	177	207	2002	178.00
47.	Szabo, Nora	 HUN	122	186	152	192	216	172	171	153	162	181	194	171	2072	172.67
48.	Egel, Alena	 RUS	166	150	190	184	177	171	183	188	128	166	155	190	2048	170.67
49.	Lefter, Tatyana	 UZB	132	174	175	179	144	160	175	170	154	172	158	201	1994	166.17
50.	Vieira, Lucia	 BRA	124	172	202	158	135	177	146	155	168	138	155	158	1888	157.33
51.	Hegedus, Eva	 HUN	140	163	165	125	147	137	171	156	186	142	178	170	1880	156.67
52.	Meziou, Hela	 TUN	167	160	148	164	160	151	123	167	171	175	152	127	1865	155.42
53.	Annagui, Sonia	 TUN	175	143	138	139	141	136	134	155	181	114	132	143	1731	144.25

Step 2: Group A - Women

Lane pattern category: Medium

Lane pattern: Athens

Average score: 204.03 Average score per game: **G1** **G2** **G3** **G4** **G5** **G6** **G7**

206.50 217.50 204.12 205.62 192.00 201.00 214.50








Rank	Player	Country	Total Game Points								Total Score	
			G1	G2	G3	G4	G5	G6	G7	G8		
1.	Kulick, Kelly	USA	45	236	216	226	227	279	217	215	228	1844
2.	Góngora Garza, Sandra Guadalupe	MEX	36	192	217	204	186	213	227	225	221	1685
3.	Brøndsted, Britt	DEN	31	214	182	214	193	198	258	213	209	1681
4.	Cuva, Tanya	SUI	28	178	245	196	247	169	158	247	178	1618
5.	Posadas, Marian Lara	PHI	27.5	234	238	211	167	186	207	179	189	1611
6.	Poppler, Birgit	GER	26.5	183	215	222	212	164	196	222	196	1610
7.	Cheah, Esther	MAS	20.5	219	215	185	246	160	178	221	144	1568
8.	Korablinova, Nadezda	RUS	9.5	196	212	175	167	167	167	194	163	1441









Game 1	Player	Country	Points game 1	Score game 1
1	Kulick, Kelly	USA	7	236
2	Posadas, Marian Lara	PHI	6	234
3	Cheah, Esther	MAS	5	219
4	Brøndsted, Britt	DEN	4	214
5	Korablinova, Nadezda	RUS	3	196
6	Góngora Garza, Sandra Guadalupe	MEX	2	192
7	Poppler, Birgit	GER	1	183
8	Cuva, Tanya	SUI	0	178









Game 2	Player	Country	Points game 2	Score game 2
1	Cuva, Tanya	SUI	7	245
2	Posadas, Marian Lara	PHI	6	238
3	Góngora Garza, Sandra Guadalupe	MEX	5	217
4	Kulick, Kelly	USA	4	216
5	Cheah, Esther	MAS	2.5	215
6	Poppler, Birgit	GER	2.5	215
7	Korablinova, Nadezda	RUS	1	212
8	Brøndsted, Britt	DEN	0	182









Game 3	Player	Country	Points game 3	Score game 3
1	Kulick, Kelly	USA	7	226
2	Poppler, Birgit	GER	6	222
3	Brøndsted, Britt	DEN	5	214
4	Posadas, Marian Lara	PHI	4	211
5	Góngora Garza, Sandra Guadalupe	MEX	3	204
6	Cuva, Tanya	SUI	2	196
7	Cheah, Esther	MAS	1	185
8	Korablinova, Nadezda	RUS	0	175









Game 4	Player	Country	Points game 4	Score game 4
1	Cuva, Tanya	SUI	7	247
2	Cheah, Esther	MAS	6	246
3	Kulick, Kelly	USA	5	227
4	Poppler, Birgit	GER	4	212

2	Cheah, Esther	 MAS	6	246
3	Kulick, Kelly	 USA	5	227
4	Poppler, Birgit	 GER	4	212
5	Brøndsted, Britt	 DEN	3	193
6	Góngora Garza, Sandra Guadalupe	 MEX	2	186
7	Korablinova, Nadezda	 RUS	0.5	167
8	Posadas, Marian Lara	 PHI	0.5	167

Game 5	Player	Country	Points game 5	Score game 5
1	Kulick, Kelly	 USA	7	279
2	Góngora Garza, Sandra Guadalupe	 MEX	6	213
3	Brøndsted, Britt	 DEN	5	198
4	Posadas, Marian Lara	 PHI	4	186
5	Cuva, Tanya	 SUI	3	169
6	Korablinova, Nadezda	 RUS	2	167
7	Poppler, Birgit	 GER	1	164
8	Cheah, Esther	 MAS	0	160

Game 6	Player	Country	Points game 6	Score game 6
1	Brøndsted, Britt	 DEN	7	258
2	Góngora Garza, Sandra Guadalupe	 MEX	6	227
3	Kulick, Kelly	 USA	5	217
4	Posadas, Marian Lara	 PHI	4	207
5	Poppler, Birgit	 GER	3	196
6	Cheah, Esther	 MAS	2	178
7	Korablinova, Nadezda	 RUS	1	167
8	Cuva, Tanya	 SUI	0	158

Game 7	Player	Country	Points game 7	Score game 7
1	Cuva, Tanya	 SUI	7	247
2	Góngora Garza, Sandra Guadalupe	 MEX	6	225
3	Poppler, Birgit	 GER	5	222
4	Cheah, Esther	 MAS	4	221
5	Kulick, Kelly	 USA	3	215
6	Brøndsted, Britt	 DEN	2	213
7	Korablinova, Nadezda	 RUS	1	194
8	Posadas, Marian Lara	 PHI	0	179

Game 8	Player	Country	Points game 8	Score game 8
1	Kulick, Kelly	 USA	7	228
2	Góngora Garza, Sandra Guadalupe	 MEX	6	221
3	Brøndsted, Britt	 DEN	5	209
4	Poppler, Birgit	 GER	4	196
5	Posadas, Marian Lara	 PHI	3	189
6	Cuva, Tanya	 SUI	2	178
7	Korablinova, Nadezda	 RUS	1	163
8	Cheah, Esther	 MAS	0	144

Step 2: Group B - Women

Lane pattern category: Medium

Lane pattern: Athens

Average score: 205.89 Average score per game: **G1** **G2** **G3** **G4** **G5** **G6** **G7**

201.38 210.00 200.88 212.25 215.38 202.88 209.50

Rank	Player	Country	Total Game Points	G1	G2	G3	G4	G5	G6	G7	G8	Total Score	Tie	Next lane
1.	Beuthner, Laura	GER	39.5	224	221	200	209	267	194	234	205	1754		
2.	Ng, Shayna	SGP	34	213	212	205	232	203	200	200	236	1701		
3.	Zavjalova, Diana	LAT	31	210	203	218	181	221	202	244	183	1662		
4.	Marcano, Karen	VEN	31	223	184	195	234	227	216	198	168	1645		
5.	Guerrero, Clara J.	COL	28	155	248	185	172	225	236	193	237	1651		
6.	Pasanen, Sanna	FIN	24.5	200	204	190	245	193	191	234	176	1633		
7.	Jespers, Bauke	BEL	19	194	194	240	224	176	215	179	162	1584		
8.	Manico, Bigi	SUI	17	192	214	174	201	211	169	194	192	1547		

Game 1	Player	Country	Points game 1	Score game 1
1	Beuthner, Laura	GER	7	224
2	Marcano, Karen	VEN	6	223
3	Ng, Shayna	SGP	5	213
4	Zavjalova, Diana	LAT	4	210
5	Pasanen, Sanna	FIN	3	200
6	Jespers, Bauke	BEL	2	194
7	Manico, Bigi	SUI	1	192
8	Guerrero, Clara J.	COL	0	155

Game 2	Player	Country	Points game 2	Score game 2
1	Guerrero, Clara J.	COL	7	248
2	Beuthner, Laura	GER	6	221
3	Manico, Bigi	SUI	5	214
4	Ng, Shayna	SGP	4	212
5	Pasanen, Sanna	FIN	3	204
6	Zavjalova, Diana	LAT	2	203
7	Jespers, Bauke	BEL	1	194
8	Marcano, Karen	VEN	0	184

Game 3	Player	Country	Points game 3	Score game 3
1	Jespers, Bauke	BEL	7	240
2	Zavjalova, Diana	LAT	6	218
3	Ng, Shayna	SGP	5	205
4	Beuthner, Laura	GER	4	200
5	Marcano, Karen	VEN	3	195
6	Pasanen, Sanna	FIN	2	190
7	Guerrero, Clara J.	COL	1	185
8	Manico, Bigi	SUI	0	174

Game 4	Player	Country	Points game 4	Score game 4
1	Pasanen, Sanna	FIN	7	245
2	Marcano, Karen	VEN	6	234
3	Ng, Shayna	SGP	5	232
4	Jespers, Bauke	BEL	4	224

2	marcano, karen	 VEN	0	234
3	Ng, Shayna	 SGP	5	232
4	Jespers, Bauke	 BEL	4	224
5	Beuthner, Laura	 GER	3	209
6	Manico, Bigi	 SUI	2	201
7	Zavjalova, Diana	 LAT	1	181
8	Guerrero, Clara J.	 COL	0	172

Game 5	Player	Country	Points game 5	Score game 5
1	Beuthner, Laura	 GER	7	267
2	Marcano, Karen	 VEN	6	227
3	Guerrero, Clara J.	 COL	5	225
4	Zavjalova, Diana	 LAT	4	221
5	Manico, Bigi	 SUI	3	211
6	Ng, Shayna	 SGP	2	203
7	Pasanen, Sanna	 FIN	1	193
8	Jespers, Bauke	 BEL	0	176

Game 6	Player	Country	Points game 6	Score game 6
1	Guerrero, Clara J.	 COL	7	236
2	Marcano, Karen	 VEN	6	216
3	Jespers, Bauke	 BEL	5	215
4	Zavjalova, Diana	 LAT	4	202
5	Ng, Shayna	 SGP	3	200
6	Beuthner, Laura	 GER	2	194
7	Pasanen, Sanna	 FIN	1	191
8	Manico, Bigi	 SUI	0	169

Game 7	Player	Country	Points game 7	Score game 7
1	Zavjalova, Diana	 LAT	7	244
2	Pasanen, Sanna	 FIN	5.5	234
3	Beuthner, Laura	 GER	5.5	234
4	Ng, Shayna	 SGP	4	200
5	Marcano, Karen	 VEN	3	198
6	Manico, Bigi	 SUI	2	194
7	Guerrero, Clara J.	 COL	1	193
8	Jespers, Bauke	 BEL	0	179

Game 8	Player	Country	Points game 8	Score game 8
1	Guerrero, Clara J.	 COL	7	237
2	Ng, Shayna	 SGP	6	236
3	Beuthner, Laura	 GER	5	205
4	Manico, Bigi	 SUI	4	192
5	Zavjalova, Diana	 LAT	3	183
6	Pasanen, Sanna	 FIN	2	176
7	Marcano, Karen	 VEN	1	168
8	Jespers, Bauke	 BEL	0	162

Step 2: Group C - women

Lane pattern category: Medium

Lane pattern: Athens

Average score: 209.72 Average score per game: **G1** **G2** **G3** **G4** **G5** **G6** **G7**

213.62 202.25 219.38 198.00 220.62 205.88 212.75








































Rank	Player	Country	Total Game Points	G1	G2	G3	G4	G5	G6	G7	G8	Total Score	Tie
1.	Wegner, Jenny	SWE	42	266	236	257	187	209	255	210	239	1859	
2.	Pluhowsky, Shannon	USA	37.5	218	213	248	245	224	227	225	201	1801	
3.	Maja, Piritta	FIN	29	245	222	229	192	227	182	208	179	1684	
4.	Restrepo, Rocio	COL	27	191	140	185	217	259	225	233	198	1648	
5.	Voukolos, Rebecca	AUS	26	209	245	234	167	180	193	223	205	1656	
6.	Persson Planefors, Joline	SWE	25.5	236	188	212	221	225	152	225	169	1628	
7.	Ayala, Mariana	PUR	24	176	191	199	170	236	236	188	225	1621	
8.	Martins, Stephanie	BRA	13	168	183	191	185	205	177	190	226	1525	

Game 1	Player	Country	Points game 1	Score game 1
1	Wegner, Jenny	SWE	7	266
2	Maja, Piritta	FIN	6	245
3	Persson Planefors, Joline	SWE	5	236
4	Pluhowsky, Shannon	USA	4	218
5	Voukolos, Rebecca	AUS	3	209
6	Restrepo, Rocio	COL	2	191
7	Ayala, Mariana	PUR	1	176
8	Martins, Stephanie	BRA	0	168

Game 2	Player	Country	Points game 2	Score game 2
1	Voukolos, Rebecca	AUS	7	245
2	Wegner, Jenny	SWE	6	236
3	Maja, Piritta	FIN	5	222
4	Pluhowsky, Shannon	USA	4	213
5	Ayala, Mariana	PUR	3	191
6	Persson Planefors, Joline	SWE	2	188
7	Martins, Stephanie	BRA	1	183
8	Restrepo, Rocio	COL	0	140

Game 3	Player	Country	Points game 3	Score game 3
1	Wegner, Jenny	SWE	7	257
2	Pluhowsky, Shannon	USA	6	248
3	Voukolos, Rebecca	AUS	5	234
4	Maja, Piritta	FIN	4	229
5	Persson Planefors, Joline	SWE	3	212
6	Ayala, Mariana	PUR	2	199
7	Martins, Stephanie	BRA	1	191
8	Restrepo, Rocio	COL	0	185

Game 4	Player	Country	Points game 4	Score game 4
1	Pluhowsky, Shannon	USA	7	245
2	Persson Planefors, Joline	SWE	6	221
3	Restrepo, Rocio	COL	5	217
4	Maja, Piritta	FIN	4	192

2	Persson Planefors, Joline	 SWE	0	221
3	Restrepo, Rocio	 COL	5	217
4	Maja, Piritta	 FIN	4	192
5	Wegner, Jenny	 SWE	3	187
6	Martins, Stephanie	 BRA	2	185
7	Ayala, Mariana	 PUR	1	170
8	Voukolos, Rebecca	 AUS	0	167
Game 5				
	Player	Country	Points game 5	Score game 5
1	Restrepo, Rocio	 COL	7	259
2	Ayala, Mariana	 PUR	6	236
3	Maja, Piritta	 FIN	5	227
4	Persson Planefors, Joline	 SWE	4	225
5	Pluhowsky, Shannon	 USA	3	224
6	Wegner, Jenny	 SWE	2	209
7	Martins, Stephanie	 BRA	1	205
8	Voukolos, Rebecca	 AUS	0	180
Game 6				
	Player	Country	Points game 6	Score game 6
1	Wegner, Jenny	 SWE	7	255
2	Ayala, Mariana	 PUR	6	236
3	Pluhowsky, Shannon	 USA	5	227
4	Restrepo, Rocio	 COL	4	225
5	Voukolos, Rebecca	 AUS	3	193
6	Maja, Piritta	 FIN	2	182
7	Martins, Stephanie	 BRA	1	177
8	Persson Planefors, Joline	 SWE	0	152
Game 7				
	Player	Country	Points game 7	Score game 7
1	Restrepo, Rocio	 COL	7	233
2	Persson Planefors, Joline	 SWE	5.5	225
3	Pluhowsky, Shannon	 USA	5.5	225
4	Voukolos, Rebecca	 AUS	4	223
5	Wegner, Jenny	 SWE	3	210
6	Maja, Piritta	 FIN	2	208
7	Martins, Stephanie	 BRA	1	190
8	Ayala, Mariana	 PUR	0	188
Game 8				
	Player	Country	Points game 8	Score game 8
1	Wegner, Jenny	 SWE	7	239
2	Martins, Stephanie	 BRA	6	226
3	Ayala, Mariana	 PUR	5	225
4	Voukolos, Rebecca	 AUS	4	205
5	Pluhowsky, Shannon	 USA	3	201
6	Restrepo, Rocio	 COL	2	198
7	Maja, Piritta	 FIN	1	179
8	Persson Planefors, Joline	 SWE	0	169

Step 2: Group D - Women

Lane pattern category: Medium

Lane pattern: Athens

Average score: 201.31 Average score per game:

G1	G2	G3	G4	G5	G6	G7
209.50	197.25	211.62	208.25	196.38	196.00	202.62

Rank	Player	Country	Total Game Points	G1	G2	G3	G4	G5	G6	G7	G8	Total Score	T
1.	Stigter-Van der Tol, Ghislaine	NED	40	199	203	184	230	216	224	202	235	1693	
2.	New, Hui Fen	SGP	38	233	197	279	234	169	199	268	189	1768	
3.	Pilkington, Kate	AUS	30	229	190	220	217	220	180	199	147	1602	
4.	Tabora, Krizziah Lyn	PHI	29.5	225	191	278	214	215	179	193	198	1693	
5.	Kovalova, Daria	UKR	28	236	169	206	169	188	234	224	167	1593	
6.	Sin, Li Jane	MAS	27	161	244	204	214	202	182	174	202	1583	
7.	Lopez, Kristie	PUR	19	200	202	163	196	179	212	169	171	1492	
8.	Pastou, Panayiota	CYP	12.5	193	182	159	192	182	158	192	202	1460	

Game 1	Player	Country	Points game 1	Score game 1
1	Kovalova, Daria	UKR	7	236
2	New, Hui Fen	SGP	6	233
3	Pilkington, Kate	AUS	5	229
4	Tabora, Krizziah Lyn	PHI	4	225
5	Lopez, Kristie	PUR	3	200
6	Stigter-Van der Tol, Ghislaine	NED	2	199
7	Pastou, Panayiota	CYP	1	193
8	Sin, Li Jane	MAS	0	161

Game 2	Player	Country	Points game 2	Score game 2
1	Sin, Li Jane	MAS	7	244
2	Stigter-Van der Tol, Ghislaine	NED	6	203
3	Lopez, Kristie	PUR	5	202
4	New, Hui Fen	SGP	4	197
5	Tabora, Krizziah Lyn	PHI	3	191
6	Pilkington, Kate	AUS	2	190
7	Pastou, Panayiota	CYP	1	182
8	Kovalova, Daria	UKR	0	169

Game 3	Player	Country	Points game 3	Score game 3
1	New, Hui Fen	SGP	7	279
2	Tabora, Krizziah Lyn	PHI	6	278
3	Pilkington, Kate	AUS	5	220
4	Kovalova, Daria	UKR	4	206
5	Sin, Li Jane	MAS	3	204
6	Stigter-Van der Tol, Ghislaine	NED	2	184
7	Lopez, Kristie	PUR	1	163
8	Pastou, Panayiota	CYP	0	159

Game 4	Player	Country	Points game 4	Score game 4
1	New, Hui Fen	SGP	7	234
2	Stigter-Van der Tol, Ghislaine	NED	6	230
3	Pilkington, Kate	AUS	5	217
4	Sin, Li Jane	MAS	3.5	214

2	Stigter-van der Tol, Ghislaine	 NED	0	230
3	Pilkington, Kate	 AUS	5	217
4	Sin, Li Jane	 MAS	3.5	214
5	Tabora, Krizziah Lyn	 PHI	3.5	214
6	Lopez, Kristie	 PUR	2	196
7	Pastou, Panayiota	 CYP	1	192
8	Kovalova, Daria	 UKR	0	169

Game 5	Player	Country	Points game 5	Score game 5
1	Pilkington, Kate	 AUS	7	220
2	Stigter-Van der Tol, Ghislaine	 NED	6	216
3	Tabora, Krizziah Lyn	 PHI	5	215
4	Sin, Li Jane	 MAS	4	202
5	Kovalova, Daria	 UKR	3	188
6	Pastou, Panayiota	 CYP	2	182
7	Lopez, Kristie	 PUR	1	179
8	New, Hui Fen	 SGP	0	169

Game 6	Player	Country	Points game 6	Score game 6
1	Kovalova, Daria	 UKR	7	234
2	Stigter-Van der Tol, Ghislaine	 NED	6	224
3	Lopez, Kristie	 PUR	5	212
4	New, Hui Fen	 SGP	4	199
5	Sin, Li Jane	 MAS	3	182
6	Pilkington, Kate	 AUS	2	180
7	Tabora, Krizziah Lyn	 PHI	1	179
8	Pastou, Panayiota	 CYP	0	158

Game 7	Player	Country	Points game 7	Score game 7
1	New, Hui Fen	 SGP	7	268
2	Kovalova, Daria	 UKR	6	224
3	Stigter-Van der Tol, Ghislaine	 NED	5	202
4	Pilkington, Kate	 AUS	4	199
5	Tabora, Krizziah Lyn	 PHI	3	193
6	Pastou, Panayiota	 CYP	2	192
7	Sin, Li Jane	 MAS	1	174
8	Lopez, Kristie	 PUR	0	169



Game 8	Player	Country	Points game 8	Score game 8
1	Stigter-Van der Tol, Ghislaine	 NED	7	235
2	Pastou, Panayiota	 CYP	5.5	202
3	Sin, Li Jane	 MAS	5.5	202
4	Tabora, Krizziah Lyn	 PHI	4	198
5	New, Hui Fen	 SGP	3	189
6	Lopez, Kristie	 PUR	2	171
7	Kovalova, Daria	 UKR	1	167
8	Pilkington, Kate	 AUS	0	147

Semi Finals 1

Lane pattern category: Medium

Lane pattern: Athens

Average score: 237.50 Average score per game: $\frac{\text{G1}}{237.50}$



Place	Player	Country	G1	Total	Avg	Diff	Next lane	Roll- off
1.	New, Hui Fen	 SGP	238	238	238.00	0		
2.	Pluhowsky, Shannon	 USA	237	237	237.00	-1		

Semi Finals 2

Lane pattern category: Medium

Lane pattern: Athens



Average score: 194.00 Average score per game: $\frac{\text{G1}}{194.00}$

Place	Player	Country	G1	Total	Avg	Diff	Next lane	Roll-off
1.	Kulick, Kelly	 USA	216	216	216.00	0		
2.	Ng, Shayna	 SGP	172	172	172.00	-44		

Finals








Lane pattern category: Medium

Average score: 204.50 Average score per game: $\frac{\text{G1}}{204.50}$

Place	Player	Country	G1	Total	Avg	Diff	Next lane	Roll- off
1.	Kulick, Kelly	 USA	214	214	214.00	0		
2.	New, Hui Fen	 SGP	195	195	195.00	-19		













RESULTS FOR BLOCK 1 MEN

Place	Country	Player	G1	G2	G3	G4	Total	Avg	Diff	Roll-off
1.	 SVK	Vrabel, Tomas	204	279	214	256	953	238.25	0	
2.	 USA	Via, Christopher	242	211	233	258	944	236.00	-9	
3.	 MAS	Ismail, Rafiq	235	241	259	203	938	234.50	-15	
4.	 QAT	Al Muraikhi, Jassim	192	269	256	212	929	232.25	-24	
5.	 COL	Gonzalez, Jaime	268	227	193	237	925	231.25	-28	
6.	 CZE	Talpa, Marek	192	257	245	224	918	229.50	-35	
7.	 USA	Janawicz, John	209	225	224	257	915	228.75	-38	
8.	 RUS	Parshukov, Aleksei	225	247	226	214	912	228.00	-41	
9.	 HKG	Mak, Michael	263	179	227	237	906	226.50	-47	
10.	 BRA	Vieira, Marcio	269	204	201	225	899	224.75	-54	
11.	 SWE	Hellstrom, Peter	248	194	247	206	895	223.75	-58	
12.	 IRL	Stott, Paul	196	258	217	216	887	221.75	-66	
13.	 ENG	Wells, John	213	197	247	224	881	220.25	-72	
14.	 COL	Otalora, Manuel	226	150	258	237	871	217.75	-82	
15.	 GER	Drevenstedt, Frank	221	235	191	223	870	217.50	-83	
16.	 THA	Yannaphon, Yannaphon	233	211	179	246	869	217.25	-84	
17.	 THA	Arromsaranon, Annop	193	208	247	216	864	216.00	-89	
18.	 MAS	Ridhwan, Syafiq	227	197	202	236	862	215.50	-91	
19.	 CRC	Moretti Uribe, Marco	225	203	185	247	860	215.00	-93	
20.	 SWE	Paulsson, Martin	199	214	203	244	860	215.00	-93	
21.	 SGP	Goh, Muhd Jaris	211	210	222	217	860	215.00	-93	
22.	 FIN	Jahi, Joonas	189	216	205	248	858	214.50	-95	
23.	 ENG	Roberts, Brandon	256	172	226	203	857	214.25	-96	
24.	 FIN	Ratia, Jari	215	218	185	236	854	213.50	-99	
25.	 ROU	Gagenoiu, Romeo	214	201	290	149	854	213.50	-99	
26.	 GER	Morig, Oliver	200	211	220	222	853	213.25	-100	
27.	 NED	Jacobs, Mark	179	190	237	245	851	212.75	-102	
28.	 BEL	Maggi, Mats	214	150	208	278	850	212.50	-103	
29.	 LTU	Sasnauskas, Linas	222	158	252	215	847	211.75	-106	
30.	 AUS	Bowling, Sean	193	256	209	189	847	211.75	-106	
31.	 IND	Shaik, Abdul Hameed	207	230	191	216	844	211.00	-109	
32.	 PHI	Malig, Ivan Dominic	205	193	227	213	838	209.50	-115	
33.	 PHI	Miranda, Raoul	226	205	205	199	835	208.75	-118	
34.	 AUS	Curry, Sam	182	181	247	224	834	208.50	-119	
35.	 SUI	Berges, Mathieu	180	224	210	215	829	207.25	-124	
36.	 BRN	Falah, Yousif	199	186	266	177	828	207.00	-125	
37.	 QAT	Al Merekhi, Mohammed	193	233	187	214	827	206.75	-126	
38.	 DEN	Agerbo, Jesper	211	197	206	213	827	206.75	-126	
39.	 KUW	Almousawi, Mostafa	194	222	228	177	821	205.25	-132	
40.	 SCO	Gillespie, Brian	187	182	234	210	813	203.25	-140	
41.	 KSA	Aldolijan, Abdullah	200	226	188	191	805	201.25	-148	
42.	 PUR	Azcona, Cristian	200	188	214	201	803	200.75	-150	
43.	 KSA	Alalshaiikh, Bader	165	231	206	201	803	200.75	-150	
44.	 KUW	Alshatti, Yaqoub	204	206	181	202	793	198.25	-160	
45.	 TUR	Dogan, Habbib	201	169	225	197	792	198.00	-161	
46.	 BRA	Suartz, Marcelo	172	191	234	194	791	197.75	-162	
47.	 MEX	Lopez Rodriguez, Fabian Eligio	188	206	215	182	791	197.75	-162	
48.	 SLO	Grabrijan, Anze	208	236	164	179	787	196.75	-166	
49.	 UAE	Al Suwaidi, Hussain	180	175	184	244	783	195.75	-170	

48.		SLO	Grabrijan, Anze	208 236 164 179	787	196.75	-166
49.		UAE	Al Suwaidi, Hussain	180 175 184 244	783	195.75	-170
50.		RUS	Semenov, Ivan	183 204 182 212	781	195.25	-172
51.		ESP	Jimenez, Raul	202 188 180 210	780	195.00	-173
52.		UZB	Fazliddin, Mirjalilov	156 247 187 189	779	194.75	-174
53.		SGP	Kiew, Marcus	223 171 201 184	779	194.75	-174
54.		HKG	Kam, Rickle	193 177 227 179	776	194.00	-177
55.		BLR	Sobolev, Pavel	181 189 204 201	775	193.75	-178
56.		KAZ	Orlov, Ilya	216 153 220 184	773	193.25	-180
57.		CRC	Madriz Masis, Rodolfo	171 186 199 212	768	192.00	-185
58.		CZE	Lorenc, Jaroslav	258 190 192 126	766	191.50	-187
59.		PAK	Haji Abdullah, Muhammad Saleh	159 171 232 203	765	191.25	-188
60.		CYP	Kyriakou, Iraklis	220 173 199 171	763	190.75	-190
61.		SUI	Huber, Philippe	198 194 174 194	760	190.00	-193
62.		MAC	Lee, Tak Man	194 178 183 196	751	187.75	-202
63.		UZB	Dalabaev, Bakhtiyor	177 202 215 157	751	187.75	-202
64.		BRN	Al Awadhi, Ahmed	169 173 215 193	750	187.50	-203
65.		PUR	Hernandez, Israel	203 158 185 203	749	187.25	-204
66.		WAL	Roberts, Gareth	215 163 214 153	745	186.25	-208
67.		UAE	Al Hassan, Shaker	175 180 152 234	741	185.25	-212
68.		UKR	Kovalov, Sergii	210 173 173 181	737	184.25	-216
69.		KAZ	Ekkel, Ruslan	178 174 230 152	734	183.50	-219
70.		ESP	Rodriguez, Francisco	130 232 199 169	730	182.50	-223
71.		SCO	Keddie, Alan	162 180 184 193	719	179.75	-234
72.		IRL	Fox, Gavin	198 150 162 207	717	179.25	-236
73.		HUN	Skobrics, Zoltan	166 194 182 174	716	179.00	-237
74.		ROU	Orlanda, David Martin	179 168 204 153	704	176.00	-249
75.		SLO	Kostric, Rok	167 183 162 189	701	175.25	-252
76.		JOR	Akhras, Ahmed	183 152 178 187	700	175.00	-253
77.		BLR	Tazin, Sergej	156 165 196 181	698	174.50	-255
78.		PAK	Sayed Mohammad, Majed	189 185 175 147	696	174.00	-257
79.		JOR	Aqil, Khalil	176 171 150 183	680	170.00	-273
80.		HUN	Matics, Emil	175 146 176 156	653	163.25	-300
81.		TUN	Meziou, Khaled	152 139 153 174	618	154.50	-335

RESULTS FOR BLOCK 2 MEN

Place	Country	Player	G1	G2	G3	G4	Total	Avg	Diff	Roll-off
1.	 SWE	Hellstrom, Peter	223	255	279	234	991	247.75	0	
2.	 SWE	Paulsson, Martin	235	277	188	278	978	244.50	-13	
3.	 BRA	Suartz, Marcelo	203	263	256	205	927	231.75	-64	
4.	 BEL	Maggi, Mats	180	212	277	253	922	230.50	-69	
5.	 THA	Arromsaranon, Annop	235	175	268	223	901	225.25	-90	
6.	 BRN	Al Awadhi, Ahmed	224	209	256	204	893	223.25	-98	
7.	 PUR	Hernandez, Israel	207	225	255	203	890	222.50	-101	
8.	 GER	Drevenstedt, Frank	279	205	209	191	884	221.00	-107	
9.	 CRC	Madriz Masis, Rodolfo	220	237	193	233	883	220.75	-108	
10.	 SGP	Goh, Muhd Jaris	205	237	204	234	880	220.00	-111	
11.	 KUW	Alshatti, Yaqoub	211	233	210	224	878	219.50	-113	
12.	 NED	Jacobs, Mark	213	210	239	216	878	219.50	-113	
13.	 USA	Janawicz, John	223	205	214	234	876	219.00	-115	
14.	 SGP	Kiew, Marcus	251	206	193	221	871	217.75	-120	
15.	 THA	Yannaphon, Yannaphon	236	190	206	233	865	216.25	-126	
16.	 PUR	Azcona, Cristian	219	226	194	224	863	215.75	-128	
17.	 KSA	Aldolijan, Abdullah	204	201	234	223	862	215.50	-129	
18.	 GER	Morig, Oliver	192	248	179	235	854	213.50	-137	
19.	 PHI	Miranda, Raoul	224	213	168	246	851	212.75	-140	
20.	 FIN	Jahi, Joonas	220	268	159	202	849	212.25	-142	
21.	 FIN	Ratia, Jari	228	223	167	228	846	211.50	-145	
22.	 MAS	Ridhwan, Syafiq	258	150	217	221	846	211.50	-145	
23.	 ENG	Wells, John	218	200	244	184	846	211.50	-145	
24.	 BRN	Falah, Yousif	222	179	200	244	845	211.25	-146	
25.	 MEX	Lopez Rodriguez, Fabian Eligio	191	223	201	222	837	209.25	-154	
26.	 KAZ	Orlov, Ilya	167	176	240	247	830	207.50	-161	
27.	 ESP	Jimenez, Raul	227	248	157	197	829	207.25	-162	
28.	 CRC	Moretti Uribe, Marco	205	180	185	255	825	206.25	-166	
29.	 CZE	Talpa, Marek	201	215	203	206	825	206.25	-166	
30.	 MAC	Lee, Tak Man	182	187	208	244	821	205.25	-170	
31.	 SUI	Huber, Philippe	188	194	232	204	818	204.50	-173	
32.	 HKG	Mak, Michael	203	168	224	217	812	203.00	-179	
33.	 IRL	Stott, Paul	195	221	202	189	807	201.75	-184	
34.	 USA	Via, Christopher	179	216	217	186	798	199.50	-193	
35.	 MAS	Ismail, Rafiq	219	142	158	277	796	199.00	-195	
36.	 QAT	Al Merekhi, Mohammed	226	168	222	179	795	198.75	-196	
37.	 RUS	Parshukov, Aleksei	178	192	222	200	792	198.00	-199	
38.	 DEN	Agerbo, Jesper	182	198	208	201	789	197.25	-202	
39.	 SUI	Berges, Mathieu	203	190	199	197	789	197.25	-202	
40.	 BRA	Vieira, Marcio	167	194	244	181	786	196.50	-205	
41.	 SLO	Grabrijan, Anze	196	216	213	159	784	196.00	-207	
42.	 QAT	Al Muraikhi, Jassim	174	193	193	223	783	195.75	-208	
43.	 UAE	Al Suwaidi, Hussain	214	203	163	203	783	195.75	-208	
44.	 AUS	Bowling, Sean	203	246	163	171	783	195.75	-208	
45.	 ROU	Gagenoiu, Romeo	247	188	168	179	782	195.50	-209	
46.	 UAE	Al Hassan, Shaker	199	225	176	181	781	195.25	-210	
47.	CYP	Kyriakou, Iraklis	179	206	191	202	778	194.50	-213	
48.	PHI	Malig, Ivan Dominic	161	199	232	181	773	193.25	-218	
49.	COL	Gonzalez, Jaime	191	207	179	194	771	192.75	-220	

48.		PHI	Malig, Ivan Dominic	161 199 232 181	773	193.25	-218
49.		COL	Gonzalez, Jaime	191 207 179 194	771	192.75	-220
50.		SCO	Gillespie, Brian	226 189 179 177	771	192.75	-220
51.		JOR	Aqil, Khalil	167 178 200 224	769	192.25	-222
52.		COL	Otalora, Manuel	186 173 200 209	768	192.00	-223
53.		WAL	Roberts, Gareth	180 211 193 181	765	191.25	-226
54.		SLO	Kostric, Rok	158 200 183 215	756	189.00	-235
55.		RUS	Semenov, Ivan	193 178 179 203	753	188.25	-238
56.		KSA	Alalshaikh, Bader	183 181 202 186	752	188.00	-239
57.		HKG	Kam, Rickle	163 166 221 191	741	185.25	-250
58.		ESP	Rodriguez, Francisco	201 216 180 135	732	183.00	-259
59.		IND	Shaik, Abdul Hameed	203 183 159 184	729	182.25	-262
60.		UZB	Fazliddin, Mirjalilov	139 184 223 180	726	181.50	-265
61.		ENG	Roberts, Brandon	171 169 183 201	724	181.00	-267
62.		CZE	Lorenc, Jaroslav	192 165 195 171	723	180.75	-268
63.		LTU	Sasnauskas, Linas	163 200 195 165	723	180.75	-268
64.		SVK	Vrabel, Tomas	208 172 179 154	713	178.25	-278
65.		SCO	Keddie, Alan	171 179 166 192	708	177.00	-283
66.		BLR	Tazin, Sergei	193 155 145 209	702	175.50	-289
67.		HUN	Skobrics, Zoltan	179 151 192 177	699	174.75	-292
68.		ROU	Orlanda, David Martin	173 137 192 196	698	174.50	-293
69.		KAZ	Ekkel, Ruslan	142 172 203 179	696	174.00	-295
70.		UKR	Kovalov, Sergii	143 187 171 193	694	173.50	-297
71.		KUW	Almousawi, Mostafa	179 163 225 127	694	173.50	-297
72.		TUN	Meziou, Khaled	156 154 172 211	693	173.25	-298
73.		TUR	Dogan, Habbib	189 172 191 141	693	173.25	-298
74.		IRL	Fox, Gavin	199 142 185 165	691	172.75	-300
75.		PAK	Haji Abdullah, Muhammad Saleh	216 156 167 146	685	171.25	-306
76.		UZB	Dalabaev, Bakhtiyor	171 185 142 184	682	170.50	-309
77.		AUS	Curry, Sam	141 176 171 165	653	163.25	-338
78.		BLR	Sobolev, Pavel	138 151 171 192	652	163.00	-339
79.		PAK	Sayed Mohammad, Majed	153 172 150 158	633	158.25	-358
80.		JOR	Akhras, Ahed	145 170 158 159	632	158.00	-359
81.		HUN	Matics, Emil	155 164 159 146	624	156.00	-367






RESULTS FOR BLOCK 3 MEN

Place	Country	Player	G1	G2	G3	G4	Total	Avg	Diff	Roll-off
1.	 KUW	Almousawi, Mostafa	290	242	230	235	997	249.25	0	
2.	 USA	Via, Christopher	266	236	248	227	977	244.25	-20	
3.	 CZE	Lorenc, Jaroslav	232	275	230	211	948	237.00	-49	
4.	 SLO	Grabrijan, Anze	222	236	245	242	945	236.25	-52	
5.	 PHI	Miranda, Raoul	207	209	279	243	938	234.50	-59	
6.	 FIN	Jahi, Joonas	274	233	232	190	929	232.25	-68	8
7.	 KAZ	Orlov, Ilya	227	259	197	227	910	227.50	-87	
8.	 USA	Janawicz, John	235	236	223	212	906	226.50	-91	
9.	 GER	Morig, Oliver	267	199	228	210	904	226.00	-93	
10.	 MAS	Ismail, Rafiq	247	199	245	211	902	225.50	-95	9
11.	 COL	Otalora, Manuel	244	245	214	196	899	224.75	-98	
12.	 QAT	Al Muraikhi, Jassim	194	248	237	213	892	223.00	-105	
13.	 THA	Larpapharat, Yannaphon	206	236	226	222	890	222.50	-107	
14.	 FIN	Ratia, Jari	219	195	236	234	884	221.00	-113	
15.	 BRN	Falah, Yousif	236	224	209	210	879	219.75	-118	
16.	 THA	Arromsaranon, Annop	202	224	242	209	877	219.25	-120	
17.	 GER	Drevenstedt, Frank	214	241	182	224	861	215.25	-136	
18.	 AUS	Bowling, Sean	208	205	216	227	856	214.00	-141	
19.	 DEN	Agerbo, Jesper	248	175	226	205	854	213.50	-143	
20.	 HKG	Mak, Michael	203	213	227	210	853	213.25	-144	
21.	 CRC	Moretti Uribe, Marco	244	201	231	170	846	211.50	-151	
22.	 ENG	Roberts, Brandon	277	185	200	182	844	211.00	-153	
23.	 UAE	Al Suwaidi, Hussain	185	191	235	232	843	210.75	-154	
24.	 MEX	Lopez Rodriguez, Fabian Eligio	202	223	212	206	843	210.75	-154	
25.	 COL	Gonzalez, Jaime	266	163	212	200	841	210.25	-156	
26.	 BLR	Sobolev, Pavel	191	200	236	211	838	209.50	-159	
27.	 SWE	Hellstrom, Peter	248	205	194	183	830	207.50	-167	
28.	 KSA	Aldolijan, Abdullah	163	208	187	269	827	206.75	-170	
29.	 AUS	Curry, Sam	201	179	205	237	822	205.50	-175	
30.	 BRA	Suartz, Marcelo	237	210	165	205	817	204.25	-180	
31.	 RUS	Parshukov, Aleksei	210	212	209	184	815	203.75	-182	
32.	 SUI	Huber, Philippe	159	213	223	217	812	203.00	-185	
33.	 SGP	Kiew, Marcus	225	194	166	224	809	202.25	-188	
34.	 CYP	Kyriakou, Iraklis	230	210	166	200	806	201.50	-191	
35.	 SLO	Kostric, Rok	198	219	216	173	806	201.50	-191	
36.	 MAC	Lee, Tak Man	208	197	182	217	804	201.00	-193	
37.	 SCO	Gillespie, Brian	192	163	183	264	802	200.50	-195	
38.	 SVK	Vrabec, Tomas	202	241	187	170	800	200.00	-197	
39.	 SWE	Paulsson, Martin	222	197	194	185	798	199.50	-199	7
40.	 UZB	Dalabaev, Bakhtiyor	205	200	182	211	798	199.50	-199	
41.	 PUR	Hernandez, Israel	182	202	170	243	797	199.25	-200	
42.	 ENG	Wells, John	236	173	203	182	794	198.50	-203	
43.	 BRN	Al Awadhi, Ahmed	206	192	224	172	794	198.50	-203	
44.	 NED	Jacobs, Mark	225	232	183	146	786	196.50	-211	
45.	 KUW	Alshatti, Yaqoub	192	184	209	196	781	195.25	-216	
46.	 SGP	Goh, Muhd Jaris	245	162	188	186	781	195.25	-216	
47.	TUR	Dogan, Habbib	225	186	187	182	780	195.00	-217	
48.	ESP	Jimenez, Raul	158	213	192	216	779	194.75	-218	
49.	KSA	Alalshaikh, Bader	222	188	177	192	779	194.75	-218	

48.		ESP	Jimenez, Raul	158 213 192 216	779	194.75	-218	
49.		KSA	Alalshaikh, Bader	222 188 177 192	779	194.75	-218	
50.		ROU	Gagenoiu, Romeo	202 172 226 179	779	194.75	-218	
51.		PUR	Azcona, Cristian	158 200 259 162	779	194.75	-218	
52.		BRA	Vieira, Marcio	157 189 244 188	778	194.50	-219	
53.		CRC	Madriz Masis, Rodolfo	244 174 188 171	777	194.25	-220	
54.		UAE	Al Hassan, Shaker	181 191 255 149	776	194.00	-221	
55.		SUI	Berges, Mathieu	164 187 186 237	774	193.50	-223	
56.		HKG	Kam, Rickle	163 225 177 207	772	193.00	-225	
57.		JOR	Aqil, Khalil	223 170 168 210	771	192.75	-226	
58.		QAT	Al Merekhi, Mohammed	192 217 178 183	770	192.50	-227	
59.		CZE	Talpa, Marek	208 180 183 198	769	192.25	-228	6
60.		RUS	Semenov, Ivan	189 169 233 178	769	192.25	-228	
61.		PHI	Malig, Ivan Dominic	226 181 184 175	766	191.50	-231	
62.		IRL	Stott, Paul	175 168 210 198	751	187.75	-246	
63.		SCO	Keddie, Alan	182 227 173 169	751	187.75	-246	
64.		IND	Shaik, Abdul Hameed	178 180 168 221	747	186.75	-250	
65.		JOR	Akhras, Ahed	174 161 204 200	739	184.75	-258	
66.		UKR	Kovalov, Sergii	203 172 188 176	739	184.75	-258	
67.		PAK	Sayed Mohammad, Majed	130 215 165 228	738	184.50	-259	
68.		WAL	Roberts, Gareth	203 180 173 180	736	184.00	-261	
69.		LTU	Sasnauskas, Linas	178 159 213 179	729	182.25	-268	
70.		MAS	Ridhwan, Syafiq	155 183 189 195	722	180.50	-275	
71.		HUN	Skobrics, Zoltan	168 177 202 165	712	178.00	-285	
72.		BEL	Maggi, Mats	188 190 181 147	706	176.50	-291	
73.		ESP	Rodriguez, Francisco	159 220 185 142	706	176.50	-291	
74.		BLR	Tazin, Sergei	160 166 180 190	696	174.00	-301	
75.		IRL	Fox, Gavin	164 148 199 182	693	173.25	-304	
76.		HUN	Matics, Emil	167 179 184 157	687	171.75	-310	
77.		KAZ	Ekkel, Ruslan	192 147 178 158	675	168.75	-322	
78.		TUN	Meziou, Khaled	180 168 161 161	670	167.50	-327	
79.		UZB	Fazliddin, Mirjalilov	193 157 164 143	657	164.25	-340	
80.		ROU	Orlanda, David Martin	163 160 157 157	637	159.25	-360	
81.		PAK	Haji Abdullah, Muhammad Saleh	148 155 151 167	621	155.25	-376	

RESULTS FOR SINGLES

Place	Player	Country	G1	G2	G3	G4	G5	G6	G7	G8	G9	G10	G11	G12	Total	Avg
1.	Via, Christopher	USA	242	211	233	258	179	216	217	186	266	236	248	227	2719	226.58
2.	Hellstrom, Peter	SWE	248	194	247	206	223	255	279	234	248	205	194	183	2716	226.33
3.	Janawicz, John	USA	209	225	224	257	223	205	214	234	235	236	223	212	2697	224.75
4.	Arromsaranon, Annop	THA	193	208	247	216	235	175	268	223	202	224	242	209	2642	220.17
5.	Ismail, Rafiq	MAS	235	241	259	203	219	142	158	277	247	199	245	211	2636	219.67
6.	Jahi, Joonas	FIN	189	216	205	248	220	268	159	202	274	233	232	190	2636	219.67
7.	Paulsson, Martin	SWE	199	214	203	244	235	277	188	278	222	197	194	185	2636	219.67
8.	Miranda, Raoul	PHI	226	205	205	199	224	213	168	246	207	209	279	243	2624	218.67
9.	Larpapharat, Yannaphon	THA	233	211	179	246	236	190	206	233	206	236	226	222	2624	218.67
10.	Drevenstedt, Frank	GER	221	235	191	223	279	205	209	191	214	241	182	224	2615	217.92
11.	Morig, Oliver	GER	200	211	220	222	192	248	179	235	267	199	228	210	2611	217.58
12.	Al Muraikhi, Jassim	QAT	192	269	256	212	174	193	193	223	194	248	237	213	2604	217.00
13.	Ratia, Jari	FIN	215	218	185	236	228	223	167	228	219	195	236	234	2584	215.33
14.	Mak, Michael	HKG	263	179	227	237	203	168	224	217	203	213	227	210	2571	214.25
15.	Falah, Yousif	BRN	199	186	266	177	222	179	200	244	236	224	209	210	2552	212.67
16.	Otalora, Manuel	COL	226	150	258	237	186	173	200	209	244	245	214	196	2538	211.50
17.	Gonzalez, Jaime	COL	268	227	193	237	191	207	179	194	266	163	212	200	2537	211.42
18.	Suartz, Marcelo	BRA	172	191	234	194	203	263	256	205	237	210	165	205	2535	211.25
19.	Moretti Uribe, Marco	CRC	225	203	185	247	205	180	185	255	244	201	231	170	2531	210.92
20.	Goh, Muhd Jaris	SGP	211	210	222	217	205	237	204	234	245	162	188	186	2521	210.08
21.	Wells, John	ENG	213	197	247	224	218	200	244	184	236	173	203	182	2521	210.08
22.	Parshukov, Aleksei	RUS	225	247	226	214	178	192	222	200	210	212	209	184	2519	209.92
23.	Grabrijan, Anze	SLO	208	236	164	179	196	216	213	159	222	236	245	242	2516	209.67
24.	Jacobs, Mark	NED	179	190	237	245	213	210	239	216	225	232	183	146	2515	209.58
25.	Orlov, Ilya	KAZ	216	153	220	184	167	176	240	247	227	259	197	227	2513	209.42
26.	Talpa, Marek	CZE	192	257	245	224	201	215	203	206	208	180	183	198	2512	209.33
27.	Almousawi, Mostafa	KUW	194	222	228	177	179	163	225	127	290	242	230	235	2512	209.33
28.	Aldolijan, Abdullah	KSA	200	226	188	191	204	201	234	223	163	208	187	269	2494	207.83
29.	Bowling, Sean	AUS	193	256	209	189	203	246	163	171	208	205	216	227	2486	207.17
30.	Maggi, Mats	BEL	214	150	208	278	180	212	277	253	188	190	181	147	2478	206.50
31.	Lopez Rodriguez, Fabian Eligio	MEX	188	206	215	182	191	223	201	222	202	223	212	206	2471	205.92
32.	Agerbo, Jesper	DEN	211	197	206	213	182	198	208	201	248	175	226	205	2470	205.83
33.	Vrabec, Tomas	SVK	204	279	214	256	208	172	179	154	202	241	187	170	2466	205.50
34.	Vieira, Marcio	BRA	269	204	201	225	167	194	244	181	157	189	244	188	2463	205.25
35.	Kiew, Marcus	SGP	223	171	201	184	251	206	193	221	225	194	166	224	2459	204.92
36.	Alshatti, Yaqoub	KUW	204	206	181	202	211	233	210	224	192	184	209	196	2452	204.33
37.	Stott, Paul	IRL	196	258	217	216	195	221	202	189	175	168	210	198	2445	203.75
38.	Azcona, Cristian	PUR	200	188	214	201	219	226	194	224	158	200	259	162	2445	203.75
39.	Lorenc, Jaroslav	CZE	258	190	192	126	192	165	195	171	232	275	230	211	2437	203.08
40.	Al Awadhi, Ahmed	BRN	169	173	215	193	224	209	256	204	206	192	224	172	2437	203.08
41.	Hernandez, Israel	PUR	203	158	185	203	207	225	255	203	182	202	170	243	2436	203.00
42.	Ridhwan, Syafiq	MAS	227	197	202	236	258	150	217	221	155	183	189	195	2430	202.50
43.	Madriz Masis, Rodolfo	CRC	171	186	199	212	220	237	193	233	244	174	188	171	2428	202.33
44.	Roberts, Brandon	ENG	256	172	226	203	171	169	183	201	277	185	200	182	2425	202.08
45.	Gagenoiu, Romeo	ROU	214	201	290	149	247	188	168	179	202	172	226	179	2415	201.25
46.	Al Suwaidi, Hussain	UAE	180	175	184	244	214	203	163	203	185	191	235	232	2409	200.75
47.	Berges, Mathieu	SUI	180	224	210	215	203	190	199	197	164	187	186	237	2392	199.33
48.	Al Merekhi, Mohammed	QAT	193	233	187	214	226	168	222	179	192	217	178	183	2392	199.33
49.	Huber, Philippe	SUI	198	194	174	194	188	194	232	204	159	213	223	217	2390	199.17

47.	Berges, Matnieu	 SUI	180	224	210	215	203	190	199	197	164	187	186	237	2392	199.33
48.	Al Merekhi, Mohammed	 QAT	193	233	187	214	226	168	222	179	192	217	178	183	2392	199.33
49.	Huber, Philippe	 SUI	198	194	174	194	188	194	232	204	159	213	223	217	2390	199.17
50.	Jimenez, Raul	 ESP	202	188	180	210	227	248	157	197	158	213	192	216	2388	199.00
51.	Gillespie, Brian	 SCO	187	182	234	210	226	189	179	177	192	163	183	264	2386	198.83
52.	Malig, Ivan Dominic	 PHI	205	193	227	213	161	199	232	181	226	181	184	175	2377	198.08
53.	Lee, Tak Man	 MAC	194	178	183	196	182	187	208	244	208	197	182	217	2376	198.00
54.	Kyriakou, Iraklis	 CYP	220	173	199	171	179	206	191	202	230	210	166	200	2347	195.58
55.	Alalshaikh, Bader	 KSA	165	231	206	201	183	181	202	186	222	188	177	192	2334	194.50
56.	Shaik, Abdul Hameed	 IND	207	230	191	216	203	183	159	184	178	180	168	221	2320	193.33
57.	Curry, Sam	 AUS	182	181	247	224	141	176	171	165	201	179	205	237	2309	192.42
58.	Semenov, Ivan	 RUS	183	204	182	212	193	178	179	203	189	169	233	178	2303	191.92
59.	Sasnauskas, Linas	 LTU	222	158	252	215	163	200	195	165	178	159	213	179	2299	191.58
60.	Al Hassan, Shaker	 UAE	175	180	152	234	199	225	176	181	181	191	255	149	2298	191.50
61.	Kam, Rickle	 HKG	193	177	227	179	163	166	221	191	163	225	177	207	2289	190.75
62.	Sobolev, Pavel	 BLR	181	189	204	201	138	151	171	192	191	200	236	211	2265	188.75
63.	Dogan, Habbib	 TUR	201	169	225	197	189	172	191	141	225	186	187	182	2265	188.75
64.	Kostric, Rok	 SLO	167	183	162	189	158	200	183	215	198	219	216	173	2263	188.58
65.	Roberts, Gareth	 WAL	215	163	214	153	180	211	193	181	203	180	173	180	2246	187.17
66.	Dalabaev, Bakhtiyor	 UZB	177	202	215	157	171	185	142	184	205	200	182	211	2231	185.92
67.	Aqil, Khalil	 JOR	176	171	150	183	167	178	200	224	223	170	168	210	2220	185.00
68.	Keddie, Alan	 SCO	162	180	184	193	171	179	166	192	182	227	173	169	2178	181.50
69.	Kovalov, Sergii	 UKR	210	173	173	181	143	187	171	193	203	172	188	176	2170	180.83
70.	Rodriguez, Francisco	 ESP	130	232	199	169	201	216	180	135	159	220	185	142	2168	180.67
71.	Fazliddin, Mirjalilov	 UZB	156	247	187	189	139	184	223	180	193	157	164	143	2162	180.17
72.	Skobrics, Zoltan	 HUN	166	194	182	174	179	151	192	177	168	177	202	165	2127	177.25
73.	Ekkel, Ruslan	 KAZ	178	174	230	152	142	172	203	179	192	147	178	158	2105	175.42
74.	Fox, Gavin	 IRL	198	150	162	207	199	142	185	165	164	148	199	182	2101	175.08
75.	Tazin, Sergei	 BLR	156	165	196	181	193	155	145	209	160	166	180	190	2096	174.67
76.	Akhras, Ahed	 JOR	183	152	178	187	145	170	158	159	174	161	204	200	2071	172.58
77.	Haji Abdullah, Muhammad Saleh	 PAK	159	171	232	203	216	156	167	146	148	155	151	167	2071	172.58
78.	Sayed Mohammad, Majed	 PAK	189	185	175	147	153	172	150	158	130	215	165	228	2067	172.25
79.	Orlanda, David Martin	 ROU	179	168	204	153	173	137	192	196	163	160	157	157	2039	169.92
80.	Meziou, Khaled	 TUN	152	139	153	174	156	154	172	211	180	168	161	161	1981	165.08
81.	Matics, Emil	 HUN	175	146	176	156	155	164	159	146	167	179	184	157	1964	163.67

Step 2: Group A - Men

Lane pattern category: Medium

Lane pattern: Athens

Average score: 212.84 Average score per game: **G1** **G2** **G3** **G4** **G5** **G6** **G7**
 212.50 219.25 224.38 210.75 213.00 204.50 221.12

Rank	Player	Country	Total Game Points	G1	G2	G3	G4	G5	G6	G7	G8	Total Score	Tie
1.	Via, Christopher	USA	41.5	210	263	233	257	242	186	246	259	1896	
2.	Agerbo, Jesper	DEN	41	245	256	235	224	214	235	216	225	1850	
3.	Otalora, Manuel	COL	32.5	210	234	256	216	217	201	224	187	1745	
4.	Miranda, Raoul	PHI	32	203	187	217	206	248	247	253	188	1749	
5.	Larpapharat, Yannaphon	THA	28	214	212	215	256	237	225	210	163	1732	
6.	Orlov, Ilya	KAZ	21	211	225	224	166	161	190	202	198	1577	
7.	Gonzalez, Jaime	COL	18	195	205	193	192	225	193	228	180	1611	
8.	Jacobs, Mark	NED	10	212	172	222	169	160	159	190	178	1462	

Game 1	Player	Country	Points game 1	Score game 1
1	Agerbo, Jesper	DEN	7	245
2	Larpapharat, Yannaphon	THA	6	214
3	Jacobs, Mark	NED	5	212
4	Orlov, Ilya	KAZ	4	211
5	Otalora, Manuel	COL	2.5	210
6	Via, Christopher	USA	2.5	210
7	Miranda, Raoul	PHI	1	203
8	Gonzalez, Jaime	COL	0	195

Game 2	Player	Country	Points game 2	Score game 2
1	Via, Christopher	USA	7	263
2	Agerbo, Jesper	DEN	6	256
3	Otalora, Manuel	COL	5	234
4	Orlov, Ilya	KAZ	4	225
5	Larpapharat, Yannaphon	THA	3	212
6	Gonzalez, Jaime	COL	2	205
7	Miranda, Raoul	PHI	1	187
8	Jacobs, Mark	NED	0	172

Game 3	Player	Country	Points game 3	Score game 3
1	Otalora, Manuel	COL	7	256
2	Agerbo, Jesper	DEN	6	235
3	Via, Christopher	USA	5	233
4	Orlov, Ilya	KAZ	4	224
5	Jacobs, Mark	NED	3	222
6	Miranda, Raoul	PHI	2	217
7	Larpapharat, Yannaphon	THA	1	215
8	Gonzalez, Jaime	COL	0	193

Game 4	Player	Country	Points game 4	Score game 4
1	Via, Christopher	USA	7	257
2	Larpapharat, Yannaphon	THA	6	256
3	Agerbo, Jesper	DEN	5	224
4	Otalora, Manuel	COL	4	216
5	Miranda, Raoul	PHI	2	203

3	Agerbo, Jesper	 DEN	5	224
4	Otalora, Manuel	 COL	4	216
5	Miranda, Raoul	 PHI	3	206
6	Gonzalez, Jaime	 COL	2	192
7	Jacobs, Mark	 NED	1	169
8	Orlov, Ilya	 KAZ	0	166
Game 5				
	Player	Country	Points game 5	Score game 5
1	Miranda, Raoul	 PHI	7	248
2	Via, Christopher	 USA	6	242
3	Larpapharat, Yannaphon	 THA	5	237
4	Gonzalez, Jaime	 COL	4	225
5	Otalora, Manuel	 COL	3	217
6	Agerbo, Jesper	 DEN	2	214
7	Orlov, Ilya	 KAZ	1	161
8	Jacobs, Mark	 NED	0	160
Game 6				
	Player	Country	Points game 6	Score game 6
1	Miranda, Raoul	 PHI	7	247
2	Agerbo, Jesper	 DEN	6	235
3	Larpapharat, Yannaphon	 THA	5	225
4	Otalora, Manuel	 COL	4	201
5	Gonzalez, Jaime	 COL	3	193
6	Orlov, Ilya	 KAZ	2	190
7	Via, Christopher	 USA	1	186
8	Jacobs, Mark	 NED	0	159
Game 7				
	Player	Country	Points game 7	Score game 7
1	Miranda, Raoul	 PHI	7	253
2	Via, Christopher	 USA	6	246
3	Gonzalez, Jaime	 COL	5	228
4	Otalora, Manuel	 COL	4	224
5	Agerbo, Jesper	 DEN	3	216
6	Larpapharat, Yannaphon	 THA	2	210
7	Orlov, Ilya	 KAZ	1	202
8	Jacobs, Mark	 NED	0	190
Game 8				
	Player	Country	Points game 8	Score game 8
1	Via, Christopher	 USA	7	259
2	Agerbo, Jesper	 DEN	6	225
3	Orlov, Ilya	 KAZ	5	198
4	Miranda, Raoul	 PHI	4	188
5	Otalora, Manuel	 COL	3	187
6	Gonzalez, Jaime	 COL	2	180
7	Jacobs, Mark	 NED	1	178
8	Larpapharat, Yannaphon	 THA	0	163

Step 2: Group B - Men

Lane pattern category: Medium

Lane pattern: Athens

Average score: 211.06 Average score per game: **G1** **G2** **G3** **G4** **G5** **G6** **G7**

211.88 201.50 215.00 233.75 204.75 213.50 207.12







Rank	Player	Country	Total Game Points	G1	G2	G3	G4	G5	G6	G7	G8	Total Score
1.	Grabrijan, Anze	SLO	43	227	227	173	300	224	268	245	208	1872
2.	Suartz, Marcelo	BRA	33	193	232	236	228	196	216	198	198	1697
3.	Hellstrom, Peter	SWE	29	181	224	232	191	227	210	233	189	1687
4.	Falah, Yousif	BRN	28	258	174	280	224	209	226	181	172	1724
5.	Paulsson, Martin	SWE	27	207	196	191	221	190	228	214	225	1672
6.	Drevenstedt, Frank	GER	25	148	158	213	257	208	179	207	262	1632
7.	Lopez Rodriguez, Fabian Eligio	MEX	20	289	200	203	204	186	197	183	192	1654
8.	Talpa, Marek	CZE	19	192	201	192	245	198	184	196	162	1570

Game 1	Player	Country	Points game 1	Score game 1
1	Lopez Rodriguez, Fabian Eligio	MEX	7	289
2	Falah, Yousif	BRN	6	258
3	Grabrijan, Anze	SLO	5	227
4	Paulsson, Martin	SWE	4	207
5	Suartz, Marcelo	BRA	3	193
6	Talpa, Marek	CZE	2	192
7	Hellstrom, Peter	SWE	1	181
8	Drevenstedt, Frank	GER	0	148

Game 2	Player	Country	Points game 2	Score game 2
1	Suartz, Marcelo	BRA	7	232
2	Grabrijan, Anze	SLO	6	227
3	Hellstrom, Peter	SWE	5	224
4	Talpa, Marek	CZE	4	201
5	Lopez Rodriguez, Fabian Eligio	MEX	3	200
6	Paulsson, Martin	SWE	2	196
7	Falah, Yousif	BRN	1	174
8	Drevenstedt, Frank	GER	0	158

Game 3	Player	Country	Points game 3	Score game 3
1	Falah, Yousif	BRN	7	280
2	Suartz, Marcelo	BRA	6	236
3	Hellstrom, Peter	SWE	5	232
4	Drevenstedt, Frank	GER	4	213
5	Lopez Rodriguez, Fabian Eligio	MEX	3	203
6	Talpa, Marek	CZE	2	192
7	Paulsson, Martin	SWE	1	191
8	Grabrijan, Anze	SLO	0	173



Game 4	Player	Country	Points game 4	Score game 4
1	Grabrijan, Anze	SLO	7	300
2	Drevenstedt, Frank	GER	6	257
3	Talpa, Marek	CZE	5	245
4	Suartz, Marcelo	BRA	4	228
5	Falah, Yousif	BRN	3	224

3	Talpa, Marek	 CZE	5	245
4	Suartz, Marcelo	 BRA	4	228
5	Falah, Yousif	 BRN	3	224
6	Paulsson, Martin	 SWE	2	221
7	Lopez Rodriguez, Fabian Eligio	 MEX	1	204
8	Hellstrom, Peter	 SWE	0	191

Game 5	Player	Country	Points game 5	Score game 5
1	Hellstrom, Peter	 SWE	7	227
2	Grabrijan, Anze	 SLO	6	224
3	Falah, Yousif	 BRN	5	209
4	Drevenstedt, Frank	 GER	4	208
5	Talpa, Marek	 CZE	3	198
6	Suartz, Marcelo	 BRA	2	196
7	Paulsson, Martin	 SWE	1	190
8	Lopez Rodriguez, Fabian Eligio	 MEX	0	186

Game 6	Player	Country	Points game 6	Score game 6
1	Grabrijan, Anze	 SLO	7	268
2	Paulsson, Martin	 SWE	6	228
3	Falah, Yousif	 BRN	5	226
4	Suartz, Marcelo	 BRA	4	216
5	Hellstrom, Peter	 SWE	3	210
6	Lopez Rodriguez, Fabian Eligio	 MEX	2	197
7	Talpa, Marek	 CZE	1	184
8	Drevenstedt, Frank	 GER	0	179

Game 7	Player	Country	Points game 7	Score game 7
1	Grabrijan, Anze	 SLO	7	245
2	Hellstrom, Peter	 SWE	6	233
3	Paulsson, Martin	 SWE	5	214
4	Drevenstedt, Frank	 GER	4	207
5	Suartz, Marcelo	 BRA	3	198
6	Talpa, Marek	 CZE	2	196
7	Lopez Rodriguez, Fabian Eligio	 MEX	1	183
8	Falah, Yousif	 BRN	0	181

Game 8	Player	Country	Points game 8	Score game 8
1	Drevenstedt, Frank	 GER	7	262
2	Paulsson, Martin	 SWE	6	225
3	Grabrijan, Anze	 SLO	5	208
4	Suartz, Marcelo	 BRA	4	198
5	Lopez Rodriguez, Fabian Eligio	 MEX	3	192
6	Hellstrom, Peter	 SWE	2	189
7	Falah, Yousif	 BRN	1	172
8	Talpa, Marek	 CZE	0	162

Step 2: Group C - Men

Lane pattern category: Medium

Lane pattern: Athens

Average score: 206.56 Average score per game: **G1** **G2** **G3** **G4** **G5** **G6** **G7**

199.38 198.25 211.88 219.88 211.62 208.62 211.25

Rank	Player	Country	Total Game Points	G1	G2	G3	G4	G5	G6	G7	G8	Total Score	Tie	lan
1.	Mak, Michael	HKG	42.5	217	217	279	235	227	216	225	188	1804		
2.	Jahi, Joonas	FIN	36	225	197	183	237	200	241	203	243	1729		
3.	Morig, Oliver	GER	32	193	233	184	224	214	191	247	189	1675		
4.	Maggi, Mats	BEL	31.5	188	258	213	224	217	227	167	206	1700		
5.	Janawicz, John	USA	26.5	206	195	218	208	210	195	227	181	1640		
6.	Moretti Uribe, Marco	CRC	21.5	190	170	217	182	225	224	209	154	1571		
7.	Parshukov, Aleksei	RUS	18.5	204	146	225	219	203	184	185	188	1554		
8.	Almousawi, Mostafa	KUW	15.5	172	170	176	230	197	191	227	184	1547		

Game 1	Player	Country	Points game 1	Score game 1
1	Jahi, Joonas	FIN	7	225
2	Mak, Michael	HKG	6	217
3	Janawicz, John	USA	5	206
4	Parshukov, Aleksei	RUS	4	204
5	Morig, Oliver	GER	3	193
6	Moretti Uribe, Marco	CRC	2	190
7	Maggi, Mats	BEL	1	188
8	Almousawi, Mostafa	KUW	0	172

Game 2	Player	Country	Points game 2	Score game 2
1	Maggi, Mats	BEL	7	258
2	Morig, Oliver	GER	6	233
3	Mak, Michael	HKG	5	217
4	Jahi, Joonas	FIN	4	197
5	Janawicz, John	USA	3	195
6	Almousawi, Mostafa	KUW	1.5	170
7	Moretti Uribe, Marco	CRC	1.5	170
8	Parshukov, Aleksei	RUS	0	146

Game 3	Player	Country	Points game 3	Score game 3
1	Mak, Michael	HKG	7	279
2	Parshukov, Aleksei	RUS	6	225
3	Janawicz, John	USA	5	218
4	Moretti Uribe, Marco	CRC	4	217
5	Maggi, Mats	BEL	3	213
6	Morig, Oliver	GER	2	184
7	Jahi, Joonas	FIN	1	183
8	Almousawi, Mostafa	KUW	0	176

Game 4	Player	Country	Points game 4	Score game 4
1	Jahi, Joonas	FIN	7	237
2	Mak, Michael	HKG	6	235
3	Almousawi, Mostafa	KUW	5	230
4	Maggi, Mats	BEL	3.5	224
5	Morig, Oliver	GER	2.5	204

3	Almousawi, Mostafa	 KUW	5	230
4	Maggi, Mats	 BEL	3.5	224
5	Morig, Oliver	 GER	3.5	224
6	Parshukov, Aleksei	 RUS	2	219
7	Janawicz, John	 USA	1	208
8	Moretti Uribe, Marco	 CRC	0	182
Game 5				
	Player	Country	Points game 5	Score game 5
1	Mak, Michael	 HKG	7	227
2	Moretti Uribe, Marco	 CRC	6	225
3	Maggi, Mats	 BEL	5	217
4	Morig, Oliver	 GER	4	214
5	Janawicz, John	 USA	3	210
6	Parshukov, Aleksei	 RUS	2	203
7	Jahi, Joonas	 FIN	1	200
8	Almousawi, Mostafa	 KUW	0	197
Game 6				
	Player	Country	Points game 6	Score game 6
1	Jahi, Joonas	 FIN	7	241
2	Maggi, Mats	 BEL	6	227
3	Moretti Uribe, Marco	 CRC	5	224
4	Mak, Michael	 HKG	4	216
5	Janawicz, John	 USA	3	195
6	Almousawi, Mostafa	 KUW	1.5	191
7	Morig, Oliver	 GER	1.5	191
8	Parshukov, Aleksei	 RUS	0	184
Game 7				
	Player	Country	Points game 7	Score game 7
1	Morig, Oliver	 GER	7	247
2	Almousawi, Mostafa	 KUW	5.5	227
3	Janawicz, John	 USA	5.5	227
4	Mak, Michael	 HKG	4	225
5	Moretti Uribe, Marco	 CRC	3	209
6	Jahi, Joonas	 FIN	2	203
7	Parshukov, Aleksei	 RUS	1	185
8	Maggi, Mats	 BEL	0	167
Game 8				
	Player	Country	Points game 8	Score game 8
1	Jahi, Joonas	 FIN	7	243
2	Maggi, Mats	 BEL	6	206
3	Morig, Oliver	 GER	5	189
4	Parshukov, Aleksei	 RUS	3.5	188
5	Mak, Michael	 HKG	3.5	188
6	Almousawi, Mostafa	 KUW	2	184
7	Janawicz, John	 USA	1	181
8	Moretti Uribe, Marco	 CRC	0	154

Step 2: Group D - Men

Lane pattern category: Medium

Lane pattern: Athens

Average score: 213.84 Average score per game: **G1** **G2** **G3** **G4** **G5** **G6** **G7**

218.25 239.25 210.75 201.62 216.75 214.75 204.88

Rank	Player	Country	Total Game Points	G1	G2	G3	G4	G5	G6	G7	G8	Total Score	Tie	Net
1.	Ismail, Rafiq	MAS	43.5	236	267	222	231	225	247	212	258	1898		
2.	Arromsaranon, Annop	THA	37	212	288	247	219	255	161	218	206	1806		
3.	Ratia, Jari	FIN	29	244	244	223	186	238	182	202	175	1694		
4.	Al Muraikhi, Jassim	QAT	28	222	190	194	201	185	267	223	211	1693		
5.	Goh, Muhd Jaris	SGP	26	187	255	213	180	216	222	224	202	1699		
6.	Wells, John	ENG	23	214	233	177	221	229	245	169	179	1667		
7.	Bowling, Sean	AUS	20.5	240	224	201	185	201	173	179	211	1614		
8.	Aldolijan, Abdullah	KSA	17	191	213	209	190	185	221	212	194	1615		

Game 1	Player	Country	Points game 1	Score game 1
1	Ratia, Jari	FIN	7	244
2	Bowling, Sean	AUS	6	240
3	Ismail, Rafiq	MAS	5	236
4	Al Muraikhi, Jassim	QAT	4	222
5	Wells, John	ENG	3	214
6	Arromsaranon, Annop	THA	2	212
7	Aldolijan, Abdullah	KSA	1	191
8	Goh, Muhd Jaris	SGP	0	187

Game 2	Player	Country	Points game 2	Score game 2
1	Arromsaranon, Annop	THA	7	288
2	Ismail, Rafiq	MAS	6	267
3	Goh, Muhd Jaris	SGP	5	255
4	Ratia, Jari	FIN	4	244
5	Wells, John	ENG	3	233
6	Bowling, Sean	AUS	2	224
7	Aldolijan, Abdullah	KSA	1	213
8	Al Muraikhi, Jassim	QAT	0	190

Game 3	Player	Country	Points game 3	Score game 3
1	Arromsaranon, Annop	THA	7	247
2	Ratia, Jari	FIN	6	223
3	Ismail, Rafiq	MAS	5	222
4	Goh, Muhd Jaris	SGP	4	213
5	Aldolijan, Abdullah	KSA	3	209
6	Bowling, Sean	AUS	2	201
7	Al Muraikhi, Jassim	QAT	1	194
8	Wells, John	ENG	0	177

Game 4	Player	Country	Points game 4	Score game 4
1	Ismail, Rafiq	MAS	7	231
2	Wells, John	ENG	6	221
3	Arromsaranon, Annop	THA	5	219
4	Al Muraikhi, Jassim	QAT	4	201
5	Aldolijan, Abdullah	KSA	3	190

3	Arromsaranon, Annop	 THA	5	219
4	Al Muraikhi, Jassim	 QAT	4	201
5	Aldolijan, Abdullah	 KSA	3	190
6	Ratia, Jari	 FIN	2	186
7	Bowling, Sean	 AUS	1	185
8	Goh, Muhd Jaris	 SGP	0	180
Game 5				
	Player	Country	Points game 5	Score game 5
1	Arromsaranon, Annop	 THA	7	255
2	Ratia, Jari	 FIN	6	238
3	Wells, John	 ENG	5	229
4	Ismail, Rafiq	 MAS	4	225
5	Goh, Muhd Jaris	 SGP	3	216
6	Bowling, Sean	 AUS	2	201
7	Aldolijan, Abdullah	 KSA	0.5	185
8	Al Muraikhi, Jassim	 QAT	0.5	185
Game 6				
	Player	Country	Points game 6	Score game 6
1	Al Muraikhi, Jassim	 QAT	7	267
2	Ismail, Rafiq	 MAS	6	247
3	Wells, John	 ENG	5	245
4	Goh, Muhd Jaris	 SGP	4	222
5	Aldolijan, Abdullah	 KSA	3	221
6	Ratia, Jari	 FIN	2	182
7	Bowling, Sean	 AUS	1	173
8	Arromsaranon, Annop	 THA	0	161
Game 7				
	Player	Country	Points game 7	Score game 7
1	Goh, Muhd Jaris	 SGP	7	224
2	Al Muraikhi, Jassim	 QAT	6	223
3	Arromsaranon, Annop	 THA	5	218
4	Aldolijan, Abdullah	 KSA	3.5	212
5	Ismail, Rafiq	 MAS	3.5	212
6	Ratia, Jari	 FIN	2	202
7	Bowling, Sean	 AUS	1	179
8	Wells, John	 ENG	0	169
Game 8				
	Player	Country	Points game 8	Score game 8
1	Ismail, Rafiq	 MAS	7	258
2	Bowling, Sean	 AUS	5.5	211
3	Al Muraikhi, Jassim	 QAT	5.5	211
4	Arromsaranon, Annop	 THA	4	206
5	Goh, Muhd Jaris	 SGP	3	202
6	Aldolijan, Abdullah	 KSA	2	194
7	Wells, John	 ENG	1	179
8	Ratia, Jari	 FIN	0	175




Step 3: Men in 1 group with 8 Athletes

Lane pattern category: Medium

Lane pattern: Athens

Average score: 219.56 Average score per game:

G1	G2	G3	G4	G5	G6	G7
211.00	241.12	231.75	216.12	221.62	212.38	211.88

Rank	Player	Country	Total Game Points	G1	G2	G3	G4	G5	G6	G7	G8	Total Score	Tie	Ne la
1.	Agerbo, Jesper	 DEN	38	257	246	233	227	244	235	193	222	1857		
2.	Ismail, Rafiq	 MAS	33	184	268	254	226	211	245	223	177	1788		
3.	Mak, Michael	 HKG	32	214	267	242	212	201	223	204	254	1817		
4.	Jahi, Joonas	 FIN	32	204	237	268	247	259	195	170	202	1782		
5.	Suartz, Marcelo	 BRA	27	180	235	248	237	209	208	258	197	1772		
6.	Arromsaranon, Annop	 THA	25.5	224	236	204	187	246	216	223	183	1719		
7.	Via, Christopher	 USA	23	235	217	212	213	192	178	232	233	1712		
8.	Grabrijan, Anze	 SLO	13.5	190	223	193	180	211	199	192	217	1605		



Semi Finals 1

Lane pattern category: Medium

Lane pattern: Athens

Average score: 201.00

Average score per game: $\frac{\text{G1}}{201.00}$



Place	Player	Country	G1	Total	Avg	Diff	Next lane	Roll-off
1.	Agerbo, Jesper	 DEN	234	234	234.00	0		
2.	Jahi, Joonas	 FIN	168	168	168.00	-66		

Semi Finals 2

Lane pattern category: Medium

Lane pattern: Athens

Average score: 229.50 Average score per game: $\frac{\text{G1}}{229.50}$



Place	Player	Country	G1	Total	Avg	Diff	Next lane	Roll- off
1.	Ismail, Rafiq	 MAS	235	235	235.00	0		
2.	Mak, Michael	 HKG	224	224	224.00	-11		

Finals

Lane pattern category: Medium

Lane pattern: Athens

Average score: 230.50 Average score per game: $\frac{\text{G1}}{230.50}$

Place	Player	Country	G1	Total	Avg	Diff	Next lane	Roll- off
1.	Agerbo, Jesper	 DEN	256	256	256.00	0		
2.	Ismail, Rafiq	 MAS	205	205	205.00	-51		